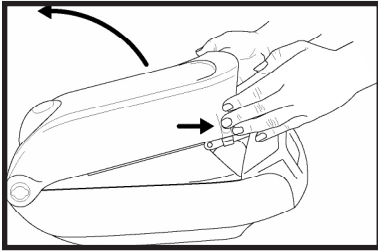


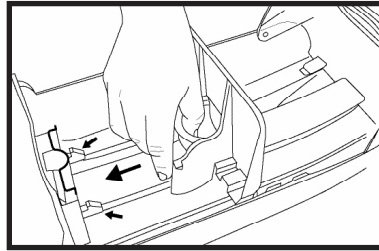
# Venue<sup>®</sup> Countertop Napkin Dispenser

Thank you for choosing the Venue<sup>®</sup> napkin dispenser from San Jamar. We appreciate your business and are confident that Venue<sup>®</sup> will improve the image and efficiency of your operation. Enjoy!

## TO LOAD DISPENSER



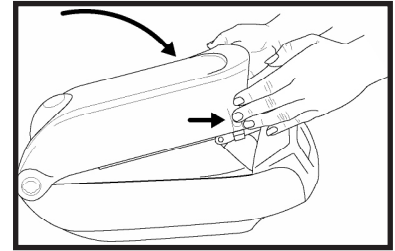
1. Open cover by pressing in on both sides of cover and swing cover up and back



2. Using thumb hold, move pressure plate to back of unit until **locking tabs engage**.

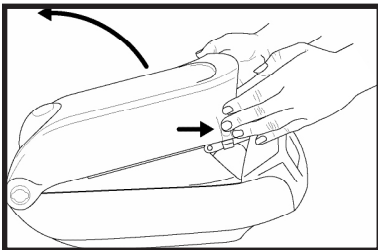
3. Load dispenser with desired napkins.

**WARNING:** Do not close cover when pressure plate is in locked back position if dispenser is empty.

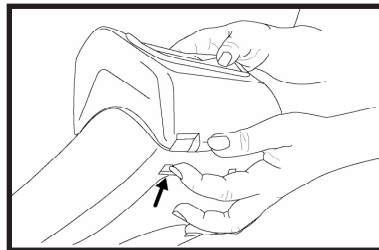


4. Close cover. **NOTE:** Pressure plate carriage will automatically release when cover is closed, applying pressure to napkins.

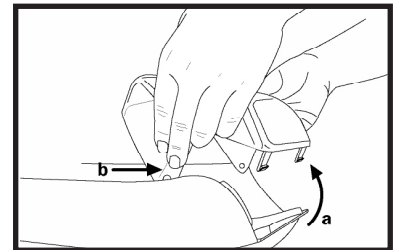
## REMOVING FACE



1. Open cover by pressing in on both sides of cover and swing cover up and back.

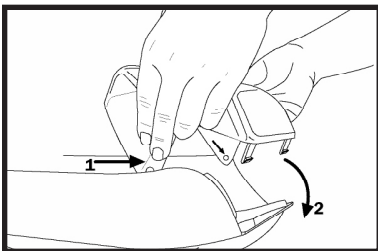


2. Locate 2 tabs under front of face and depress upward into base one at a time.



3. Rotate face up and back (a). Press in on both sides of face at pivot points until clear of posts and remove faceplate (b).

## INSTALLING FACE



1. With cover of dispenser open, locate 2 pivot posts on inside front of base. Press in on face to secure face to posts.

2. Rotate front of face down, locking tabs on bottom inside of base.

### San Jamar

555 Koopman Lane  
Elkhorn, Wisconsin 53121  
USA  
T: +1.262.723.6133  
F: +1.262.723.4204  
info@sanjamar.com  
www.sanjamar.com

### Canada

3300 Bloor Street West  
Center Tower, 11th Floor  
Suite 3140 Toronto, ON  
M8X 2X3  
CANADA  
T: +1.416.760.7367  
F: +1.416.207.2071  
canada@sanjamar.com

### Europe

Schoorstraat 26a, bus 1  
2220 Heist op-den Berg  
BELGIUM  
T: +32 1522 8140  
F: +32 1522 8148  
emea@sanjamar.com

### México

Av. Universidad #1377-701  
Colonia Axotla CP 01030  
Del. Alvaro Obregón  
MEXICO, D.F.  
T: +52 (55) 3626 0772  
F: +52 (55) 5273 4495  
mexico@sanjamar.com

