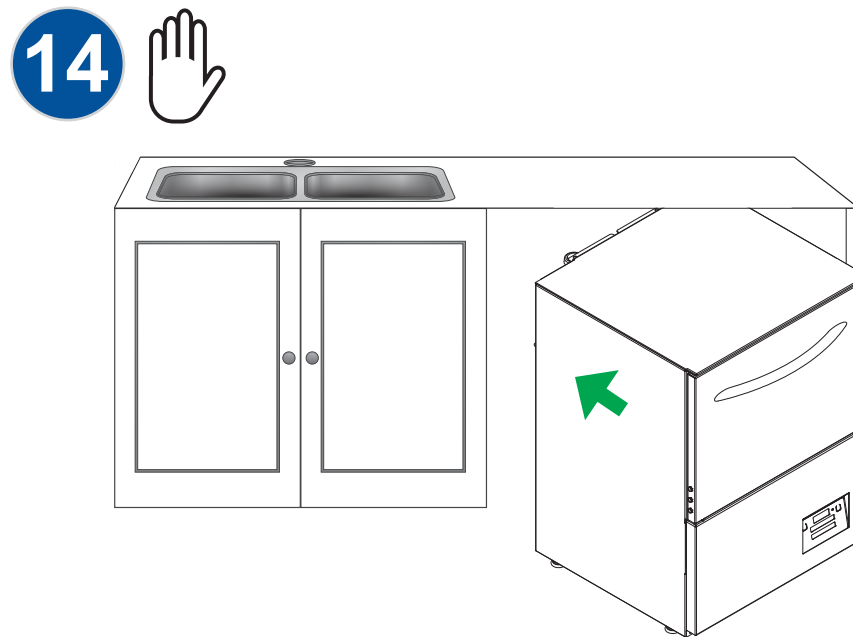
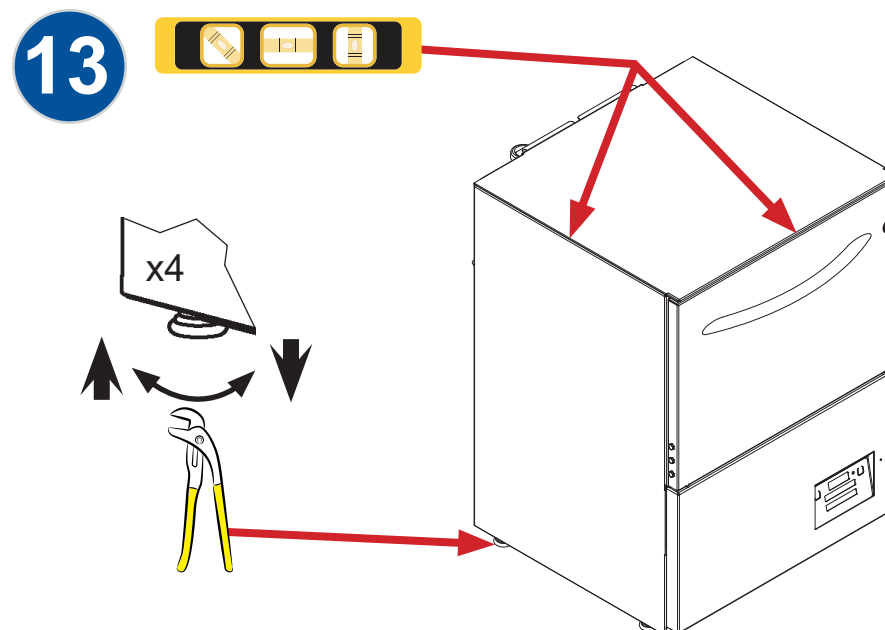
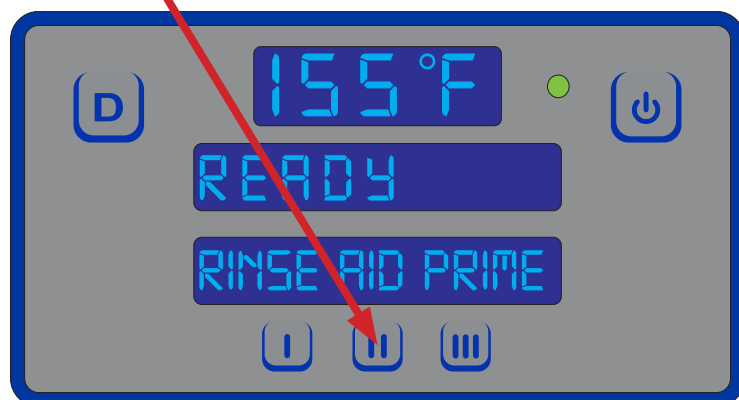


12 Hold for 1 minute.
Mantenga durante 1 minuto.
Maintenez pendant 1 minute.



For Technical Support, call the number below.

For the DishStar® HT-E Manual, scan the QR Code below or go to our website.



1.888.800.5672
www.jacksonwws.com











Jackson®

Warewashing Systems

INSTALLATION QUICK GUIDE

DISHSTAR HT-E DISHSTAR HT-E-SEER



-  = risk of electric shock
riesgo de electrocución
risque de décharge électrique
-  = caustic chemicals
químicos cáusticos
produits chimiques caustiques
-  = ground wire
cable a tierra
fil de terre
-  = verify
verificar
vérifier
-  = use fingers/hands
utilizar los dedos/manos
utilisez vos doigts/mains
-  = use eyes
utiliza tus ojos
utilisez vos yeux
-  = reference data plate
mire la placa de datos
regarder la plaque signalétique
-  = water
agua
eau
-  = not supplied
no se suministra
non fourni
-  = level
nivel
niveau

