



HOSHIZAKI

Parts List

Steelheart Series
Refrigerated Kitchen Equipment

Models
Refrigerated Equipment Stand
CR36A
CR49A
CR60A
CR72A
CR78A
CR85A
CR98A
CR110A



hoshizakiamerica.com

Number: 71424
Issued: 12-20-2018
Revised: 3-7-2019

CONTENTS

Auxiliary Codes.....	3
Note About Ordering Parts	3
A. Main Assembly & Refrigeration Circuit	4
B. Drawer Assembly.....	6
C. Accessories & Labels	8

Auxiliary Codes

CR36A

H-6 November 2018

J-5 January 2019

CR49A

H-6 November 2018

J-5 January 2019

CR60A

H-6 December 2018

J-5 January 2019

CR72A

H-6 October 2018

J-5 January 2019

CR85A

H-6 November 2018

J-5 January 2019

CR98A

H-6 November 2018

J-5 January 2019

CR110A

J-5 January 2019

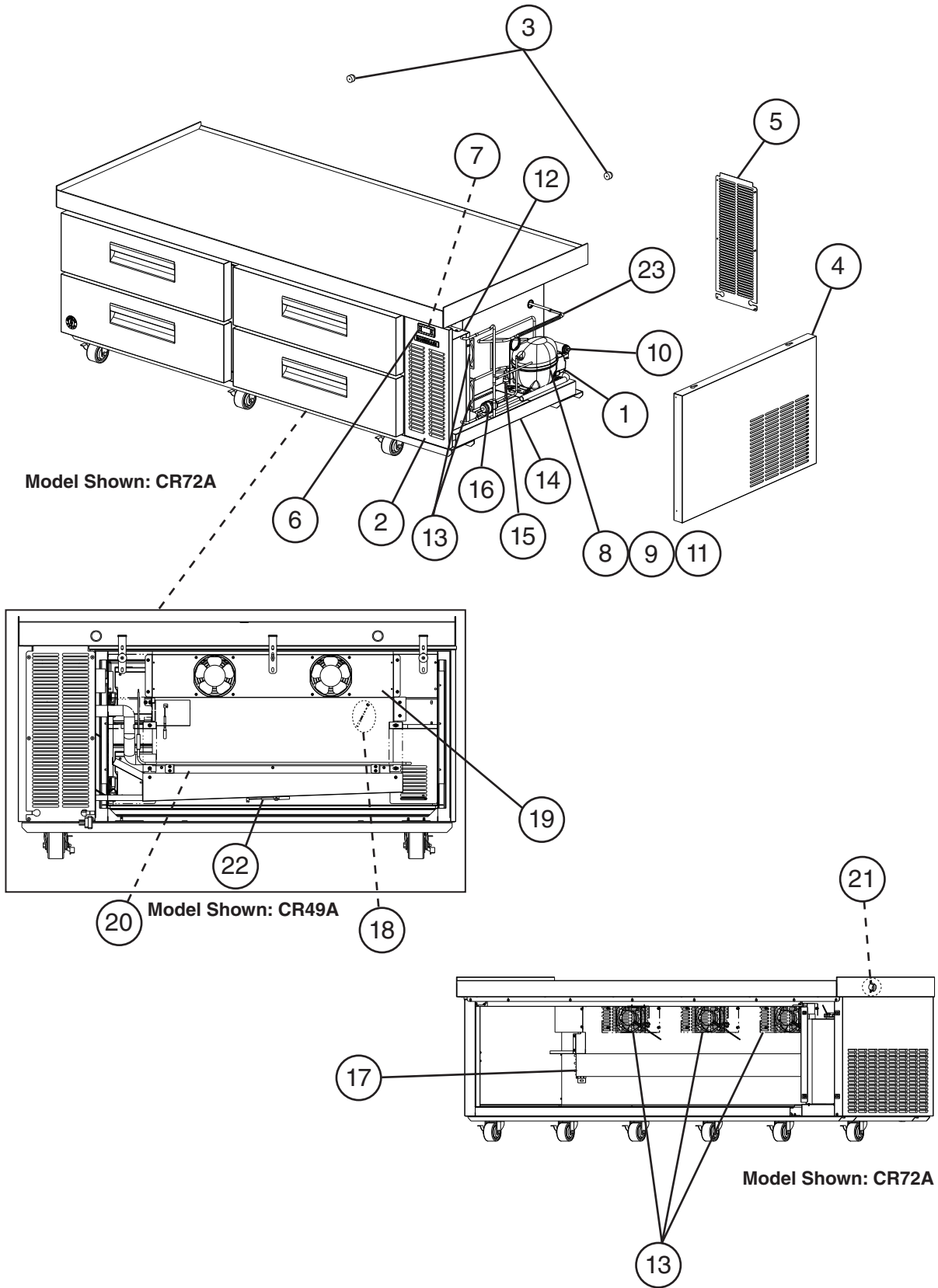
Auxiliary Code Breakdown

The auxiliary code is the first two characters in the serial number. The first character indicates the year. Years progress or regress in alphabetical order. The series runs from "A" through "V" and the letters "I" and "O" are skipped. The second character indicates significant part changes within a year. Base is "5" and this number advances for each change. In cases where there is a letter in parentheses, this designates the month. This is the last character in the serial number. The series runs from "(A)" through "(M)" and the letter "(I)" is skipped. This designation is only included when identifying a parts change within an auxiliary code.

Note About Ordering Parts

Most assemblies cannot be ordered as complete units; parts in the assemblies generally must be ordered separately.

A. Main Assembly & Refrigeration Circuit
CR36A, CR49A, CR60A, CR72A, CR78A, CR85A, CR98A, CR110A
 H-6, J-5



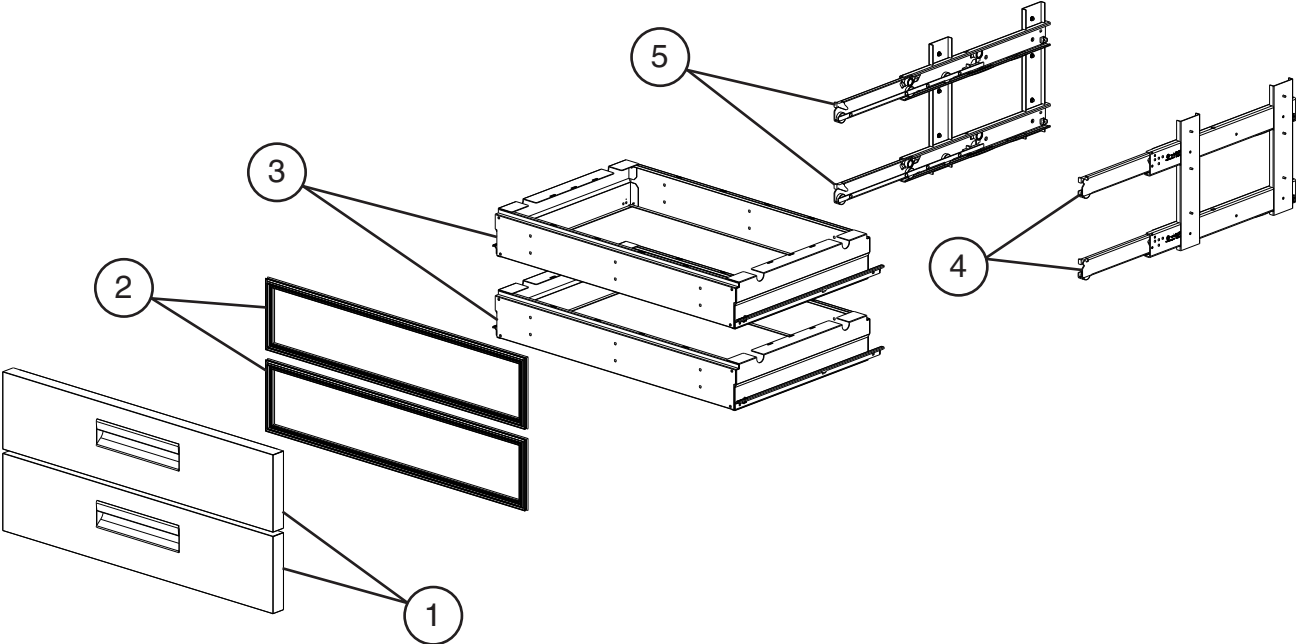
Title: A. Main Assembly & Refrigeration Circuit
Models: CR36A, CR49A, CR60A, CR72A, CR78A, CR85A, CR98A, CR110A

Index No.	Description	Material or Model Number	Part Number	Required Number																
				H-6										J-5						
Main Assembly																				
1	Power Cord		4A5718-01	1																
2	Front Panel		2A8532-01	1																
3	Bumper		3A6696-01	2																
4	Right Side Panel		2A7682-01	1																
5	Rear Louver Panel		3A8279-01	1																
6	Control Module		4A5915G01	1																
7	Deflector		3A9649-01	1																
Refrigeration Circuit																				
8	Compressor (includes items 9 through 11)		3A9870-01	1																
9	Compressor Overload		3A9475-01	1																
10	Run Capacitor	12MFD 250V	3A9477-01	1																
11	PTC Start Relay (8EA14C3 - 115-127V -3Term)		3A9476-01	1																
12	Condenser		2A7544-01	1																
13	Evaporator/Condenser Fan Motor	CR36A	4A5343-01	3																
		CR49A CR60A		4																
		CR72A CR78A CR85A CR98A CR110A		5																
14	Condensate Pan		2A7315-01	1																
15	High-Pressure Switch		4A6039-01	1																
16	Drier		4A1113-01	1																
17	Evaporator	CR36A	2A8513-01	1																
		CR49A CR60A	2A8513-02	1																
		CR72A CR78A CR85A CR98A CR110A	2A8513-04	1																
18	Defrost Thermistor		4A4865-03	1																
19	Defrost Thermistor Access Panel		4A5829-01	1																
20	Defrost Heater	CR36A	3A6443-05	1																
		CR49A CR60A	3A6443-04	1																
		CR72A CR78A CR85A CR98A CR110A	3A6443-07	1																
21	Defrost Safety Thermostat		4A0954-02	1																
22	Cabinet Thermistor		4A4864-02	1																
23	Heat Exchanger		3A8623G01	1																

B. Drawer Assembly

CR36A, CR49A, CR60A, CR72A, CR78A, CR85A, CR98A, CR110A

H-6, J-5

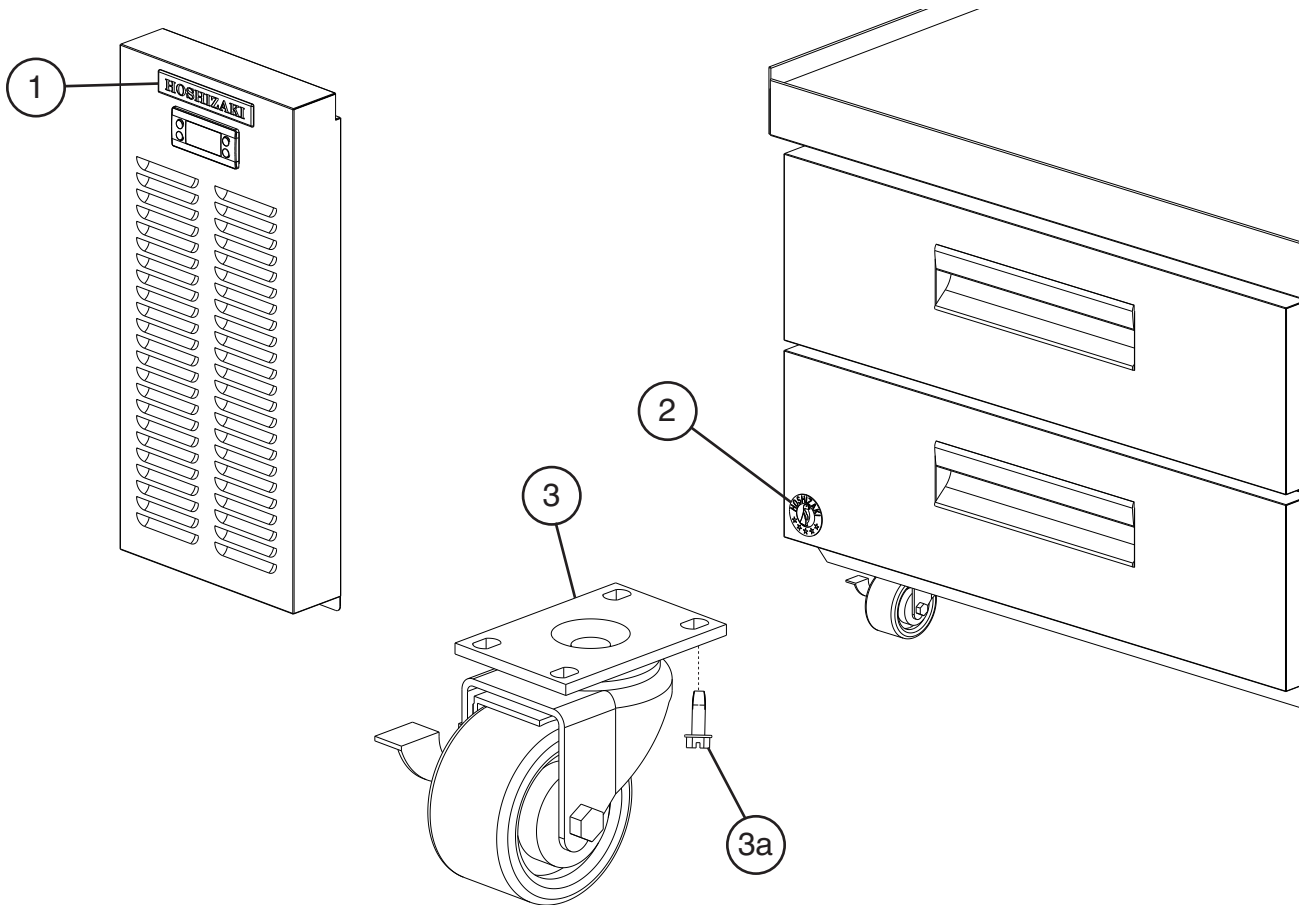


Title: B. Drawer Assembly Models: CR36A, CR49A, CR60A, CR72A, CR78A, CR85A, CR98A, CR110A												
Index No.	Description	Material or Model Number	Part Number	Required Number Per Section								
				H-6	J-5							
1	Drawer Face (includes item 2)	CR36A	2A7723G01	2								
		CR49A CR60A	2A7420G01	2								
		CR72A CR78A	2A7369G01	4								
		CR85A (Left)	2A7651G01	2								
		CR85A (Right)	2A7369G01	2								
		CR98A CR110A	2A7651G01	4								
2	Gasket	CR36A	2A5192-21	2								
		CR49A CR60A	2A5192-19	2								
		CR72A CR78A	2A5192-18	4								
		CR85A (Left)	2A5192-20	2								
		CR85A (Right)	2A5192-18	2								
		CR98A CR110A	2A5192-20	4								
3	Drawer Box	CR36A	2A7728G01	2								
		CR49A CR60A	2A7417G01	2								
		CR72A CR78A	2A7372G01	4								
		CR85A (Left)	2A7650G01	2								
		CR85A (Right)	2A7372G01	2								
		CR98A CR110A	2A7650G01	4								
4	Right Side Roller	CR36A CR49A CR60A	4A5739-02	2								
		CR72A CR78A CR85A CR98A CR110A		4								
5	Left Side Roller	CR36A CR49A CR60A	4A5739-05	2								
		CR72A CR78A CR85A CR98A CR110A		4								

C. Accessories & Labels

CR36A, CR49A, CR60A, CR72A, CR78A, CR85A, CR98A, CR110A

H-6, J-5



Title: C. Accessories & Labels Models: CR36A, CR49A, CR60A, CR72A, CR78A, CR85A, CR98A, CR110A																
Index No.	Description	Material or Model Number	Part Number	Required Number												
				H-6	J-5											
1	Hoshizaki Emblem Label		4A0560-01	1												
2	Penguin Label		475552L02	1												
3	4" Locking Caster	CR36A CR49A CR60A	4A4275-01	4												
		CR72A CR78A CR85A		6												
		CR98A CR110A		8												
3a	Hex Bolt	CR36A CR49A CR60A	4A5213-01	16												
		CR72A CR78A CR85A		24												
		CR98A CR110A		32												