



BEVERAGE-AIR®

| | |
|-----------------|------|
| Project: _____ | AIA# |
| Item: _____ | |
| Location: _____ | SIS# |
| Approved: _____ | |

MT06™ COUNTERTOP MERCHANDISER: HINGED DOOR MODEL

MARKETEER™ COUNTERTOP MERCHANDISER

MT06 Black Hinged Door Model

MODEL:
MT06-1H6B



3 Year Parts / Labor Warranty
Additional 4 Year Compressor Warranty

CABINET CONSTRUCTION

- Standard cabinet exterior finish is heavy duty steel with a black baked on durable coating
- Heavy duty interior construction includes white coated steel
- Mechanical temperature control
- Triple pane lowE argon filled glass door feature outside pane that is tempered for added safety
- Self-closing hinged glass door features, pocket door handle
- LED lighting for optimal product display
- Three (3) epoxy coated shelves
- Leveling feet

OPTIONS & ACCESSORIES

- Extra shelves and clips

REFRIGERATION SYSTEM

- Refrigeration system uses R600a refrigerant
- Condenser is designed to be low maintenance
- Automatic, electric defrost
- Epoxy coated evaporator coil




Please verify qualifying units by visiting:
www.energystar.gov/cfs

3779 Champion Blvd., Winston-Salem, NC 27105
1-888-845-9800 Fax: 1-336-245-6453
Beverage-Air.com Sales@bevair.com

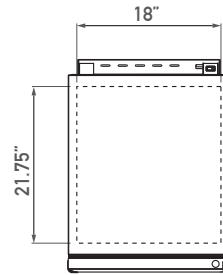


BEVERAGE-AIR

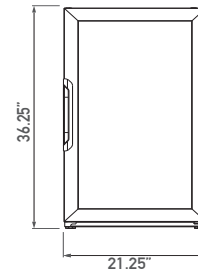
| MODEL | MT06-1H6B |
|----------------------------------|-----------|
| EXTERNAL DIMENSIONAL DATA | |
| Width Overall | 21 ¼" |
| Depth Overall | 27 ¾" |
| Height Overall | 36 ¼" |
| Number of Doors | 1 |
| INTERNAL DIMENSIONAL DATA | |
| NET Capacity (cubic ft.) | 5.0 |
| Internal Width Overall (in) | 18" |
| Internal Depth Overall (in) | 21 ¾" |
| Internal Height Overall (in) | 31 ¾" |
| Number of Shelves | 3 |
| ELECTRICAL DATA | |
| Full Load Amperes 115/60/1 | 2.5 |
| REFRIGERATION DATA | |
| Horsepower | 1/8 |
| Capacity (BTU/Hr) | 794 |
| Heat Rejection (BTU/Hr) | 1191 |
| Charge (lbs/grams) | 0.075/34 |
| WEIGHT DATA | |
| Gross Weight | 130.7 lbs |
| Height - Crated | 36 ¼" |
| Width - Crated | 23 ¼" |
| Depth - Crated | 29 7/8" |

Glass Hinged Door Countertop Model Model: MT06-1H6B

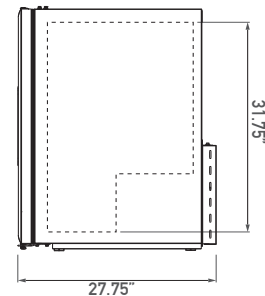
Model Views



PLAN VIEW



ELEVATION VIEW



SIDE VIEW

ELECTRICAL CONNECTION



115/60/1
NEMA 5-15P

Unit pre-wired at factory
and include 9.5' long cord
and plug set.



3779 Champion Blvd., Winston-Salem, NC 27105 1-888-845-9800 Fax: 1-336-245-6453 Beverage-Air.com Sales@bevair.com

an Ali Group Company



The Spirit of Excellence