

Reach-in Coolers

SOLID DOORS COOLERS
GLASS DOORS COOLERS



Stainless Steel is ideal for your kitchen environment for many reasons which include sanitation, hygiene and is the workhorse for your Restaurant. Asber ARR series reach-ins features a **stainless-steel exterior front and sides** with an galvanized back. **Complete stainless-steel interior** for the most rugged construction while, easiest to clean with coved corner floors to meet **NSF standards**. Always one step above to ensure the highest standard in safety and sanitation for your establishment.

Insulation in any Refrigeration unit is one of the most important factors for thermal efficiency. Asber only uses the **world's leading brand "Ecomate" (GWP) (ODP) insulation, 2-3/8" thick** for the highest R value efficiency for your environments.

Operators come in many sizes; Asber Reach-ins come with an ergonomically designed **full-length door handle**. In-step interior for a better seal and prevent sweating. Magnetic one-piece door gasket, removable without tools for ease of cleaning and replacement. **Stainless Steel hinges** for a durable long-lasting door.

With innovative and eco-friendly technology, Asber utilizes **R-290 Hydrocarbon** designed to meet DOE's Energy Conservation standards with very low contribution to global warming (ODP-0) (GWP-3).

Additional features to include:

- Door locks with universal key.
- Hermetic compressors with epoxy coated evaporator.
- Field reversible doors on solid single door units.
- Automatic evaporator: Paper fins not utilized in the evaporation process.
- Electronic controller with digital display.
- Temperature: Refrigerators 32 °F to 38 °F based on an external environment of 90 °F and 65% RH.
- Accepts 18" x 26" sheet pans.
- Standard with 5" castors, front with brakes.
- Solid and glass door units with LED lighting.
- Meets the NSF-7 standard for food safety.



ARR-23-H



ARR-49-G-H



ARR-72-H

OPTIONS & ACCESORIES

- Additional 2nd year warranty.
- 2.5" castors.
- Voltage: 220V. - 1 - 50Hz.
- Additional epoxy coated shelves.
- 6" adjustable stainless-steel legs.



	MODEL	DOORS	SHELVES	CAPACITY (ft³)	AMPS	HP	VOLTS	DIMENSIONS			SHIPPING WEIGHT (lbs)
								Width	Depth	Height	
SOLID DOORS	ARR-23-H	1	3	23	2.0	1/4	115/60	27 5/8"	31 1/4"	80"	295
	ARR-49-H	2	6	49	3.0	1/3	115/60	55 1/4"	32 1/4"	80"	465
	ARR-72-H	3	9	72	11.5	3/4	115/60	82"	33 1/4"	80"	665
GLASS DOORS	ARR-23-1G-H	1	3	23	2.0	1/4	115/60	27 5/8"	32 1/4"	80"	315
	ARR-49-2G-H	2	6	49	3.0	1/3	115/60	55 1/4"	33 1/4"	80"	515
	ARR-72-3G-H	3	9	72	11.5	3/4	115/60	82"	34 1/4"	80"	705

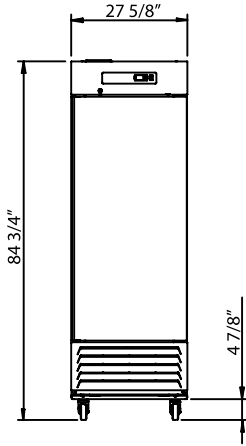
1. Height does not include 4" diameter castors (5" overall) or 6" legs. Specifications are subject to change without prior notice.

Reach-in Coolers

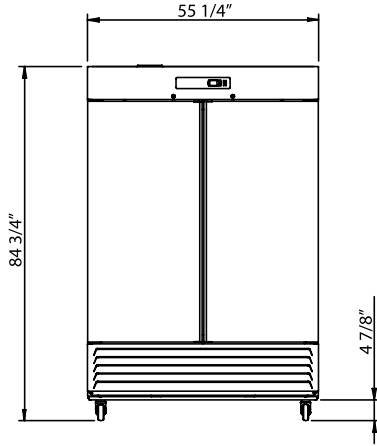
SOLID DOORS COOLERS
GLASS DOORS COOLERS



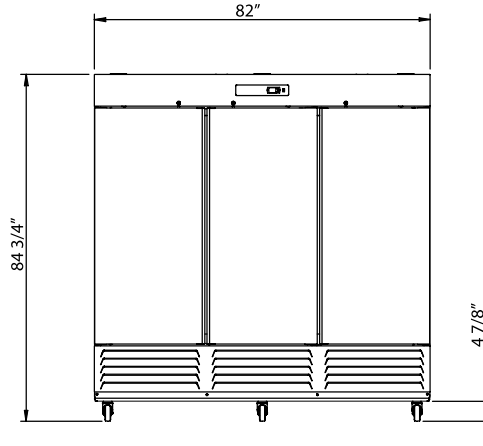
ARR-23-H FRONT



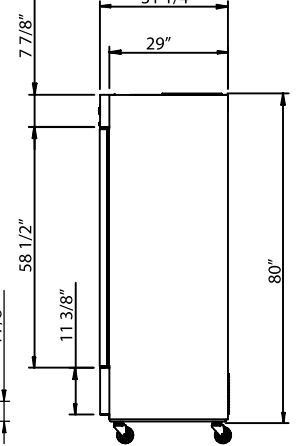
ARR-49-H FRONT



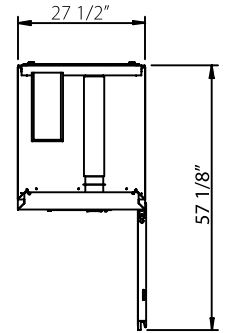
ARR-72-H FRONT



COMMON SIDE VIEW



COMMON TOP VIEW



ELECTRICAL DATA	1 Door		2 Door		3 Door	
	Solid	Glass	Solid	Glass	Solid	Glass
Voltage	115/60					
Plug Type	Nema 5-15P					
Full Amp. Loads	2.0		3.0		11.5	
Compressor HP	1/4		1/3		3/4	
Cord Length (ft)	10					
Refrigerant	R-290				R-404A	
DIMENSIONAL DATA	1 Door		2 Door		3 Door	
	Solid	Glass	Solid	Glass	Solid	Glass
# of Doors	1		2		3	
Capacity (cu. ft.)	23		49		72	
Ext. Width Overall	27 5/8"		55 1/4"		82"	
Ext. Depth Overall ²	31 1/4"	32 1/4"	31 1/4"	32 1/4"	31 1/4"	32 1/4"
Ext. Height Overall	80"					
Int. Width Overall	23 1/8"		50 1/4"		77 1/8"	
Int. Depth Overall	26 1/2"					
Int. Height Overall	56 1/4"					
# of Shelves - Std.	3		6		9	
Shelf Size (L x D)	24 5/8" x 22 1/2"					
Shipping Weight (lbs.)	295	315	465	515	665	705

Standard Features

- Stainless steel Interior and Exterior (except rear).
- 2-3/8" Ecomate CFC Free foam in place insulation.
- Electronic controller with digital display.
- Self-contained Refrigeration with epoxy coated evaporator.
- Field reversible doors on solid single door units.
- One-piece magnetic door gasket, removable without tools.
- Door locks with universal key.
- In step door design and full-length handle.
- Accepts full size 18" x 26" sheet pans.

Options & Accesories Warranty

- Additional 2nd year warranty.
- 2.5" castors.
- Voltage: 220V. - 1 - 50Hz.
- Additional epoxy coated shelves.
- 6" adjustable stainless-steel legs.

- 1-year parts & labor.
- 5-year compressor.

*RESIDENTIAL APPLICATIONS: Asber assumes no liability for parts or labor coverage for component failure, factory defect or any other damages for units installed in non-commercial foodservice or residential applications.

1. Height does not include 4" diameter castors (5" overall) or 6" legs.
2. Depth includes door handle.

Design and specifications are subject to change without prior notice.